

HISTORIC AMERICAN BUILDINGS SURVEY

INDEX TO PHOTOGRAPHS

HABS
ILL,
16-CHIC,
39-

Auditorium Building (Roosevelt University)
430 South Michigan Avenue
Chicago
Cook County
Illinois

HABS No. IL-1007

Cervin Robinson, Photographer, July and August 1963

- IL-1007-1 EXTERIOR FROM SOUTHEAST, July 21, 1963
- IL-1007-2 EXTERIOR DETAIL OF CONGRESS STREET, July 23, 1963
- IL-1007-3 INTERIOR: THEATER DETAIL, August 5, 1963
- IL-1007-4 INTERIOR: GANZ HALL CAPITAL, August 5, 1963
- IL-1007-5 INTERIOR: GANZ HALL CAPITAL, August 5, 1963
- IL-1007-6 INTERIOR: GANZ HALL CAPITAL, August 5, 1963

HISTORIC AMERICAN BUILDINGS SURVEY

HABS
ILL,
16-CHIG,
39-

Index to Photographs

Auditorium Building
(Roosevelt University)
430 South Michigan Avenue
Chicago
Cook County
Illinois

HABS No. IL-1007

Photographs IL-1007-1 through 6 have already been transmitted to the Library of Congress. Photographs IL-1007-7 through 74 were taken by Jet Lowe in August 1979. Photographs IL-1007-75 through 107 are photocopies of photographs taken by J. W. Taylor in 1890, the originals of which are in the Roosevelt University Archives, Chicago, Illinois.

- IL-1007-7 WESTERN HALF OF SOUTH (CONGRESS STREET) ELEVATION.
- IL-1007-8 STEPPED FOUNDATION UNDER TOWER.
- IL-1007-9 COLUMN IN NORTHEAST CORNER OF BASEMENT WITH LATER REINFORCING.
- IL-1007-10 VAULTS UNDER MICHIGAN AVENUE SIDEWALK, ORIGINALLY THE BARBER SHOP.
- IL-1007-11 ORIGINAL STAIRWAY TO HOTEL LOBBY FROM TUNNEL TO AUDITORIUM ANNEX.
- IL-1007-12 LOCATION OF MAIN SUPPLY FAN FOR THEATER HVAC SYSTEM, LOOKING WEST.
- IL-1007-13 FOUNDATION OF STEAM ENGINE WHICH DROVE MAIN SUPPLY FAN FOR THEATER, LOOKING WEST.
- IL-1007-14 MAIN SUPPLY PLENUM UNDER THEATER, ORCHESTRA PIT ON LEFT AND VERTICAL SUPPLY DUCT FOR SOUTH HALF OF THEATER IN CENTER.
- IL-1007-15 ORIGINAL SHONE'S HYDRO-PNEUMATIC SEWAGE EJECTORS IN STAGE BASEMENT.
- IL-1007-16 UNUSED WATER TANK IN BASEMENT.
- IL-1007-17 SOUTH SIDE OF SOUTH BANK OF HYDRAULIC RAMS, LOWER LEVEL OF STAGE, LOOKING NORTHEAST.
- IL-1007-18 NORTH BANK OF HYDRAULIC RAMS WITH CONTROL VALVES BEYOND, LOWER LEVEL OF STAGE, LOOKING NORTH.
- IL-1007-19 DETAIL OF CONTROL VALVES, LOWER LEVEL OF STAGE, LOOKING NORTH.
- IL-1007-20 NORTH BANK OF HYDRAULIC RAMS AND CONTROL VALVES, LOWER LEVEL OF STAGE, LOOKING EAST.

- IL-1007-21 DETAIL OF PIPING FOR CONTROL VALVES AND REGULATORS, LOWER LEVEL OF STAGE, LOOKING SOUTHEAST.
- IL-1007-22 DETAIL OF CONTROL VALVES AND REGULATORS, LOWER LEVEL OF STAGE, LOOKING SOUTH.
- IL-1007-23 CONTROL LEVERS FOR HYDRAULIC RAMS, MIDDLE LEVEL OF STAGE, LOOKING EAST.
- IL-1007-24 WESTERNMOST HYDRAULIC RAM IN NORTH BANK, LOWER LEVEL OF STAGE, LOOKING SOUTH. NOTE PIN CONNECTION BETWEEN STAGE FLOOR AND RAM.
- IL-1007-25 DETAIL OF TIE ROD REINFORCING BELOW WESTERNMOST MOVABLE STAGE SECTION, LOWER LEVEL OF STAGE, LOOKING SOUTH. TAKEN FROM A POINT JUST SOUTH OF RAM IN IL-1007-24.
- IL-1007-26 EASTERNMOST HYDRAULIC RAM IN CENTER BANK (STILL OPERABLE), LOWER LEVEL OF STAGE, LOOKING SOUTH. THE CENTER BANK OF RAMS MOVED SMALL SECTIONS OF STAGE IN THE CENTER OF EACH LARGE MOVABLE SECTION. THE WEST EDGE OF THIS SECTION HAS BEEN EXTENDED TO THE WEST EDGE OF THE LARGE SECTION WHICH ORIGINALLY SURROUNDED IT. THE SOUTH RAM FOR THE LARGE SECTION IS VISIBLE IN THE BACKGROUND. THE SMALL MOVABLE SECTIONS COULD NOT TILT BUT COULD BE LOWERED TO THE LOWER LEVEL OF THE STAGE WITH HINGED PANELS UNDER EACH LARGE SECTION FILLING THE VOID.
- IL-1007-27 DETAIL OF JOINT BETWEEN MOVABLE AND FIXED STAGE SECTION.
- IL-1007-28 DETAIL SHOWING HOW SECTIONS OF STAGE FLOOR COULD BE ROLLED ALONG BEAM FLANGES.
- IL-1007-29 NORTH SIDE OF SOUTH BANK OF HYDRAULIC RAMS, MIDDLE LEVEL OF STAGE, LOOKING SOUTHEAST. RAMS HAVE BEEN FIXED IN POSITION AT STAGE LEVEL AND NEW MIDDLE LEVEL FLOOR CONSTRUCTED BELOW.
- IL-1007-30 DETAIL OF TOP OF TYPICAL HYDRAULIC RAM IN SOUTH BANK SHOWING ROLLER CONNECTIONS FOR STAGE FLOORS, MIDDLE LEVEL OF STAGE, LOOKING SOUTH.
- IL-1007-31 DETAIL OF TYPICAL HINGED EDGE AND SUPPORTS ON MOVABLE STAGE SECTION, MIDDLE LEVEL OF STAGE.
- IL-1007-32 DETAIL OF BASE OF SIDE SUPPORT FOR MOVABLE STAGE SECTIONS RESTING ON I-BEAM FLANGES. PINS WHICH ENGAGED IN THE THE GROOVE OF THE SIDE SUPPORT LIMITED LATERAL MOVEMENT OF THE STAGE SECTIONS.

- IL-1007-33 DETAIL OF TOP OF TYPICAL HYDRAULIC RAM SHOWING CHAIN WHICH
 LIMITS UPWARD MOVEMENT.
- IL-1007-34 CONTROL LEVER AND PLATFORM FOR STAR LIFT WITH FIRE DOOR LEADING
 TO ORCHESTRA PIT, MIDDLE LEVEL OF STAGE.
- IL-1007-35 HYDRAULIC RAM AND CONTROL VALVES FOR STAR LIFT, LOWER LEVEL OF
 STAGE.
- IL-1007-36 HYDRAULIC RAM AND SHEAVES FOR OPERATING STAGE CURTAIN, LOWER
 LEVEL OF STAGE.
- IL-1007-37 DETAIL OF RAM MECHANISM FOR STAGE CURTAIN, LOWER LEVEL OF STAGE.
- IL-1007-38 BASEMENT WALL SHOWING TRANSITION FROM STONE FOUNDATION TO BRICK
 BEARING WALL.
- IL-1007-39 SOUTH WALL OF STAGE HOUSE.
- IL-1007-40 SOUTHWEST CORNER OF STAGE SHOWING RIGGING FOR FLYING SETS,
 LOCATION OF ORIGINAL DOORS IN PROSCENIUM WALL, AND
 COUNTERWEIGHTS FOR STAGE CURTAIN.
- IL-1007-41 ELECTRICAL AND CURTAIN CONTROLS IN NORTHWEST CORNER OF STAGE.
- IL-1007-42 SOUTH SIDE OF FIRST CATWALK IN STAGE HOUSE, LOOKING EAST.
- IL-1007-43 PAINT RACK ALONG EAST WALL OF STAGE HOUSE, FIRST CATWALK.
- IL-1007-44 THUNDER MACHINE ON SOUTH WALL OF STAGE HOUSE, SECOND CATWALK.
- IL-1007-45 RIGGING FOR SETS AND UNDERSIDE OF STAGE HOUSE TRUSSES FROM
 SECOND CATWALK, LOOKING SOUTH.
- IL-1007-46 LOWER CHORDS OF STAGE HOUSE TRUSSES TAKEN FROM LADDER TO
 FLYLOFT, LOOKING NORTH.
- IL-1007-47 DETAIL OF INCLINED END POST AT NORTH END OF TRUSS R, FLYLOFT,
 LOOKING WEST. NOTE TERRA COTTA FIREPROOFING AND LATER
 REINFORCEMENT.
- IL-1007-48 NORTH END OF TRUSS Q, RIGGING FOR SETS, AND IRON STRAP FLOOR OF
 FLYLOFT.
- IL-1007-49 FLYLOFT, SHOWING RIGGING FOR SETS, IRON STRAP FLOOR, AND CURTAIN
 WALL OVER PROSCENIUM, LOOKING SOUTH.

Auditorium Building
(Roosevelt University)
HABS No. IL-1007
Index to Photographs
(Page 4)

- IL-1007-50 SOUTHWEST CORNER OF FLYLOFT SHOWING PULLEYS FOR RIGGING SETS AND STAGE CURTAIN.
- IL-1007-51 TRUSS A AND PROSCENIUM WALL IN THEATER ATTIC, LOOKING NORTHEAST. NOTE TERRA COTTA FIREPROOFING OF ROOF DECK; HEAVY PLASTER CEILING PROVIDED FIRE SEPARATION FROM THEATER BELOW.
- IL-1007-52 LOOKING NORTHWEST FROM BETWEEN TRUSSES B AND C OF THEATER ATTIC. NOTE CURVE OF ELLIPTICAL CEILING BELOW, AIR SUPPLY DUCTS, AND LATERAL BRACING ADDED BETWEEN TRUSSES.
- IL-1007-53 DETAIL OF SOUTH END OF TRUSS E, SOUTH BEARING WALL OF THEATER, AND COVE CEILING OF THEATER SKYLIGHT, THEATER ATTIC.
- IL-1007-54 LOOKING WEST FROM BETWEEN TRUSSES C AND D TOWARD SPANDREL WALL SUSPENDED FROM TRUSS E, THEATER ATTIC. NORTH BEARING WALL OF THEATER ON RIGHT.
- IL-1007-55 AIR SUPPLY DUCT FOR SOUTH HALF OF THEATER, THEATER ATTIC.
- IL-1007-56 AIR SUPPLY DUCT FOR NORTH HALF OF THEATER, THEATER ATTIC.
- IL-1007-57 AIR SUPPLY DUCT FEEDING DIFFUSERS IN EXTRADOS OF ELLIPTICAL CEILING ARCH OF THEATER, THEATER ATTIC, LOOKING NORTH.
- IL-1007-58 AIR SUPPLY DUCTS FOR SOUTH HALF OF UPPER GALLERY, THEATER ATTIC BETWEEN TRUSSES H AND J, LOOKING SOUTH.
- IL-1007-59 WINCHES FOR OPERATING CLOSABLE COVE CEILING OF UPPER GALLERY, THEATER ATTIC BETWEEN TRUSSES H AND J, LOOKING NORTH.
- IL-1007-60 WINCH FOR OPERATING CLOSABLE COVE CEILING OF UPPER GALLERY, THEATER ATTIC.
- IL-1007-61 WEST WALL OF BANQUET HALL FROM SOUTHWEST.
- IL-1007-62 WEST WALL OF BANQUET HALL FROM NORTHWEST.
- IL-1007-63 DETAIL OF LATERAL BRACING BETWEEN WALL OF ORIGINAL THEATER SKYLIGHT AND BANQUET HALL, LOOKING NORTH.
- IL-1007-64 DETAIL OF EAST WALL OF BANQUET HALL AND LATERAL BRACING TO STAGE HOUSE WALL, LOOKING NORTHWEST.
- IL-1007-65 TRANSVERSE TRUSSES AND AIR SUPPLY DUCTS UNDER FLOOR OF BANQUET HALL, LOOKING SOUTHWEST. NOTE SLOPE OF THEATER ROOF BELOW.

- IL-1007-66 DETAIL OF TYPICAL TRANSVERSE TRUSS CONNECTION TO TRUSS U, UNDER BANQUET HALL FLOOR, LOOKING SOUTHWEST.
- IL-1007-67 DETAIL OF TYPICAL TRANSVERSE TRUSS CONNECTION TO TRUSS T, UNDER BANQUET HALL FLOOR, LOOKING NORTH.
- IL-1007-68 DETAIL OF RETURN AIR DUCT, TRANSVERSE TRUSS 9 CONNECTION TO TRUSS T, AND ORIGINAL CORRUGATED METAL SHEATHING, UNDER BANQUET HALL FLOOR, LOOKING EAST.
- IL-1007-69 DETAIL OF TRANSVERSE TRUSS 9 CONNECTION TO TRUSS T AND ORIGINAL CORRUGATED METAL SHEATHING, UNDER BANQUET HALL FLOOR, LOOKING NORTH.
- IL-1007-70 DETAIL OF RETURN AIR DUCTS AND RETURN PLENUM, UNDER BANQUET HALL FLOOR, LOOKING EAST.
- IL-1007-71 DETAIL OF ORIGINAL HEATING COILS, UNDER BANQUET HALL FLOOR, LOOKING NORTHWEST.
- IL-1007-72 ORIGINAL BUFFALO FORGE COMPANY NO. 50 BLOWER FAN, UNDER BANQUET HALL FLOOR, LOOKING EAST.
- IL-1007-73 CARPET HOIST, UNDER BANQUET HALL FLOOR, LOOKING NORTHWEST.
- IL-1007-74 DETAIL OF FURNITURE TRAP, UNDER BANQUET HALL FLOOR, LOOKING NORTHWEST.
- IL-1007-75 Photocopy of photograph #9853.
AUDITORIUM FROM MICHIGAN AVENUE.
- IL-1007-76 Photocopy of photograph #9898.
TICKET LOBBY.
- IL-1007-77 Photocopy of photograph #9899.
DOOR FROM LOBBY TO ARCADE.
- IL-1007-78 Photocopy of photograph #9865.
FOYER LOOKING FROM LADIES' WAITING ROOM.
- IL-1007-79 Photocopy of photograph #9876.
AUDITORIUM INTERIOR TOWARD STAGE AND ELECTRIC LIGHTS.
- IL-1007-80 Photocopy of photograph #9888.
INTERIOR OF AUDITORIUM SHOWING SOUTH SIDE BOXES, ETC.

- IL-1007-81 Photocopy of photograph #9859.
ARCADE FROM LOBBY ENTRANCE.
- IL-1007-82 Photocopy of photograph #9861.
STAIRS FROM ARCADE TO FOYER.
- IL-1007-83 Photocopy of photograph #9865.
FOYER - GENERAL VIEW LOOKING NORTH.
- IL-1007-84 Photocopy of photograph #9929.
AUDITORIUM - BASEMENT SHOWING HYDRAULIC RAMS FOR ELEVATING STAGE.
- IL-1007-85 Photocopy of photograph #9864.
ARCHES, COLUMNS AND FOYERS.
- IL-1007-86 Photocopy of photograph #9869.
ENGLENOOK FROM FOYER.
- IL-1007-87 Photocopy of photograph #9874.
FOYER DETAIL - NORTH STAIRS.
- IL-1007-88 Photocopy of photograph #9909.
LADIES' WAITING ROOM.
- IL-1007-89 Photocopy of photograph #9876.
AUDITORIUM INTERIOR FROM BALCONY.
- IL-1007-90 Photocopy of photograph #9882.
AUDITORIUM - ROW OF NORTH BOXES AND ORGAN LOFT.
- IL-1007-91 Photocopy of photograph #9889.
AUDITORIUM - SHOWING SEATING CAPACITY.
- IL-1007-92 Photocopy of photograph #9931.
AUDITORIUM - SECTION OF STAGE ELEVATED BY HYDRAULIC POWER.
- IL-1007-93 Photocopy of photograph #9891.
AUDITORIUM - SEATING CAPACITY FROM STAGE.
- IL-1007-94 Photocopy of photograph #9927.
AUDITORIUM - TOWARDS STAGE SHOWING SET SCENE.
- IL-1007-95 Photocopy of photograph #9930.
BASEMENT - HYDRAULIC MACHINERY FOR ELEVATING STAGE.

- IL-1007-96 Photocopy of photograph #9928.
AUDITORIUM HOTEL OFFICE - LOOKING TOWARD READING ROOM, SHOWING
COLUMNS.
- IL-1007-97 Photocopy of photograph #10078.
AUDITORIUM HOTEL - GRAND STAIRS FROM CAFE.
- IL-1007-98 Photocopy of photograph #9827.
AUDITORIUM HOTEL - SHOWING ARCHES AND ONYX.
- IL-1007-99 Photocopy of photograph #9826.
AUDITORIUM HOTEL - DETAIL, GRAND STAIRS.
- IL-1007-100 Photocopy of photograph #9920.
AUDITORIUM HOTEL - GRAND PARLOR, LOOKING NORTH.
- IL-1007-101 Photocopy of photograph #9836.
AUDITORIUM LOGGIA - TOWARD LAKE.
- IL-1007-102 Photocopy of photograph #9823.
AUDITORIUM HOTEL - LOOKING TOWARD ELEVATOR ENTRANCES, SHOWING
CARVING AND DECORATIONS.
- IL-1007-103 Photocopy of photograph #9386.
AUDITORIUM HOTEL - DINING HALL FROM SOUTH.
- IL-1007-104 Photocopy of photograph #9802.
AUDITORIUM HOTEL - DETAIL, VIEW SHOWING DECORATIONS,
PAINTINGS, ETC.
- IL-1007-105 Photocopy of photograph #9805.
AUDITORIUM HOTEL - DINING ROOM, VIEW SHOWING COLUMNS.
- IL-1007-106 Photocopy of photograph #9843.
AUDITORIUM HOTEL EXCHANGE.
- IL-1007-107 Photocopy of photograph #9828.
AUDITORIUM HOTEL TONSORIAL PARLORS.

HISTORIC AMERICAN BUILDINGS SURVEY

INDEX TO PHOTOGRAPHS

HABS
ILL,
16-CHIG,
39-

Addendum to:

AUDITORIUM BUILDING
(Roosevelt University)
430 South Michigan Avenue
Chicago
Cook County
Illinois

HABS No. IL-1007

Photographs IL-1007-1 to IL-1007-107 were previously transmitted to the Library of Congress. This is Index to Photographs page 8.

Photographs by Perry E. Borchers of the Ohio State University, 1963.

IL-1007-108 EAST FACADE, FRONT ENTRANCE
Copy photograph of photogrammetric plate
LC-HABS-GS05-T-2656-301L.

IL-1007-109 SE CORNER-INCLINED
Copy photograph of photogrammetric plate
LC-HABS-GS05-T-2656-302L.

IL-1007-110 AUDITORIUM INTERIOR, TO SIDE OF STAGE
Copy photograph of photogrammetric plate
LC-HABS-GS05-T-2656-303L.

IL-1007-111 AUDITORIUM INTERIOR, BALCONY
Copy photograph of photogrammetric plate
LC-HABS-GS05-T-2656-304L.














HABS NO. IL-1007-7



HABS NO. IL-1007-8



HABS NO. IL-1007-9



HABS NO. IL-1007-10




HABS NO. IL-1007-11



HABS NO. IL-1007-12



HABS NO. IL-1007-13



HABS NO. IL-1007-14



M7

HABS NO. FL-1007-15



HABS NO IL-1007-16




HABS NO. 1L-1007-17



SF 1




HABS NO. IL-1007-19






HABS NO. 1L-1007-21




HABS NO. IL-1007-22



A black and white photograph of a mechanical device, possibly a depth gauge or a similar measuring instrument, mounted on a wooden deck. The device has a vertical frame with a horizontal beam and a sliding weight. A large, spoked wheel is visible on the left side. The background shows a dark, draped fabric and a wooden structure above. The text "HABS NO. 1L-1007-23" is printed at the top of the image.

HABS NO. IL-1007-24





HABS NO. IL-1007-26



HABS NO. 1L-1007-27



HABS NO. IL-1007-28





HABS NO. 1L-1007-29



HABS NO. 1L-1007-30


HABS NO. IL-1007-31





SF 3

HABS NO. 1L-1007-33






HABS NO. 1L-1007-34



HABS NO. 1L-1007-36



HABS NO. IL-1007-37




SF15

HABS NO. IL-1007-38




1 HS HABS NO. 1L-1007-39




HABS NO. 1L-1007-40



HABS NO. 1L-1007-41




HABS NO. IL-1007-42




HABS NO. 1L-1007-43



HABS NO. IL-1007-44




SHS HAB5 NO. IL-1007-45




S HS HABS NO. IL-1007-46








HABBS No. 1L-1007-48




HS
HABS No. IL-1007-49




6HS HABS NO. IL-1007-50

2 21

HABS NO. IL-1007-51




HABS NO. IL-1007-52



HABS NO. IL-10 07-53




8 71 HABS NO. IL-1007-54



907

HABS NO. IL-1007-55



HABS NO. IL-1007-56



HABS NO. IL-1007-57




HABS NO. 1L-1007-58




621

HABS NO. IL-1007-59



HABS NO. 1L-1007-60





12 HABS NO. IL-1007-61

HABS NO. 11-1007-62







HABS No. IL-1007-65



HABS NO. IL-1007-66



HABS NO. 1L-1007-67



HABS NO. IL-1007-68



HABS NO. IL-1007-69



HABS NO. IL-1007-70



HABS NO. 1L-1007-71



HABS NO. 1L-1007-72



HABS NO. IL-1007-73




HABS NO. IL-1007-74














9876

1-2205-08






9859
COPYRIGHTED 1890
J.W. TAYLOR

2-1705-07





9865



9929

HAGS NO 1L-1007-84



9864

9874





8-100-08

HABS NO. IL-1007-88



9909









INTERIOR OF CHICAGO AUDITORIUM


J.W. TAYLOR
CHICAGO







5-700-07











9826








20-5033-6




1986 JKT





2805

5-27-05-02






HABS NO. 11-1007-108






HABS NO. 1L-1007-109



HABS NO. IL-1007-110



HABS NO. 1L-1007-111